

### Description:

RX-DM25 I-10V 调光器，易于安装，提供 10V 40mA 驱动电流，适用于大多数 DC 0 / I-10V 电源调光，包括明纬三合一调光电源，不需要额外的电源，可以通过 RJ11/I2 电话线，实现并联调光。

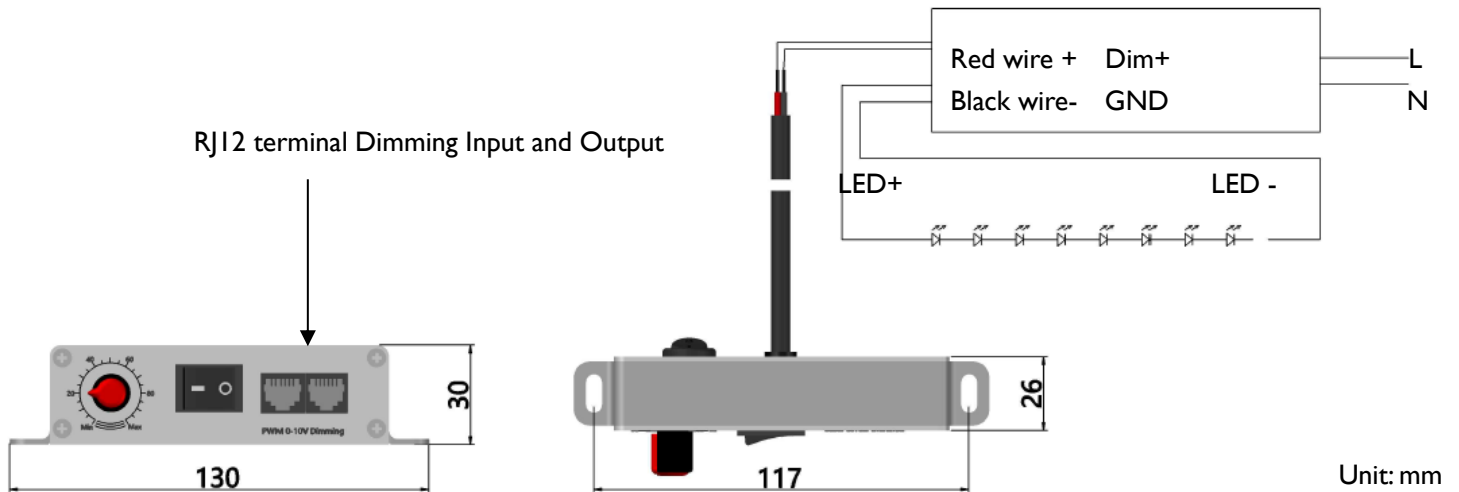


1. 输入电压: DC1-10V
2. 输出电流: 40mA
3. 兼容所有 0 / 1-10V 接口的可调光电子 LED 驱动器和电源调光器
4. 工作湿度: 20%-90%RH
5. 尺寸: 130 \* 26\* 30mm
6. 寿命 50000 小时
7. CE RoHS FCC

Model	Dimension LxWxH	Input	output	Compatible power supply	Comment
RX-DM25	130x26x30mm	10V Dimming power supply dimming input wire	0.6 ~10V max40mA	0/1~10Vdc LED drivers	Not waterproof
Operating temperature: -30°C ~ 40°C , Lifespan: 50,000 hours (Note: Ta 25°C)					

The above data is for reference only!

### Dimension:



Unit: mm

### Note:

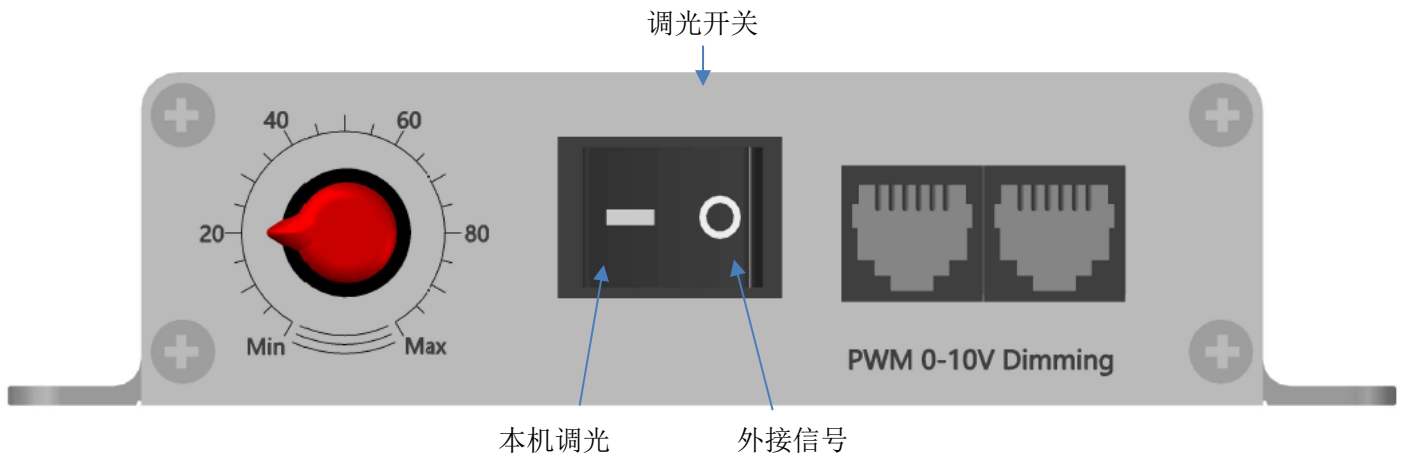
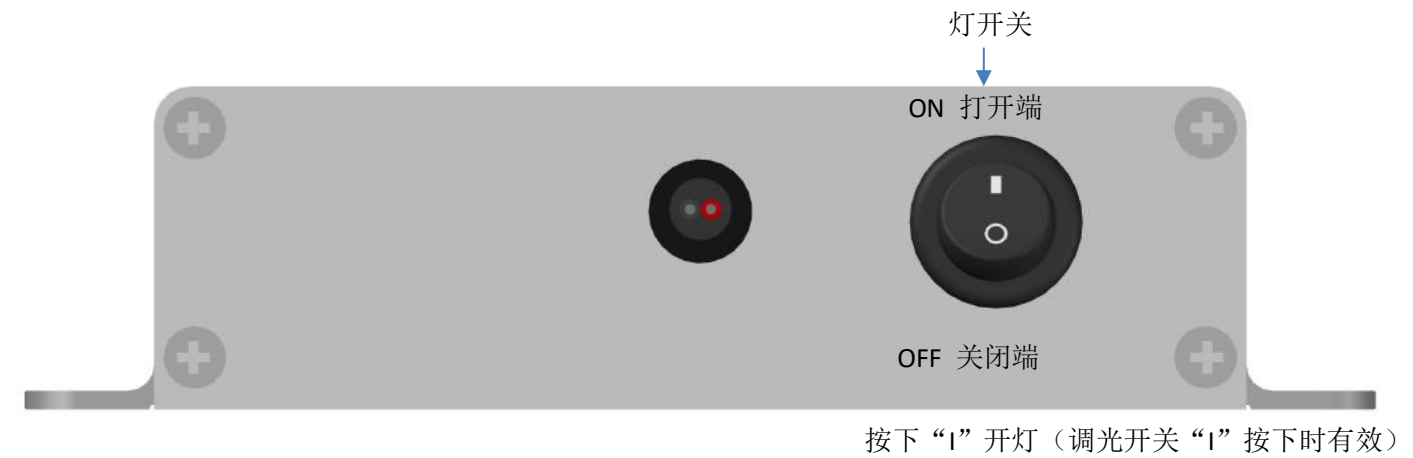
The installation must be carried out by electrical specialist in accordance with international and national standards.

The max. load connected to the drive is 10V/40mA

Place the driver away from direct heat sources and in well-ventilated spaces. If the driver is built-in, sufficient ventilation must be ensured.

When connecting the electronic LED driver&ballasts and power dimmer, careful attention should be paid to connecting red "+" and black "-"

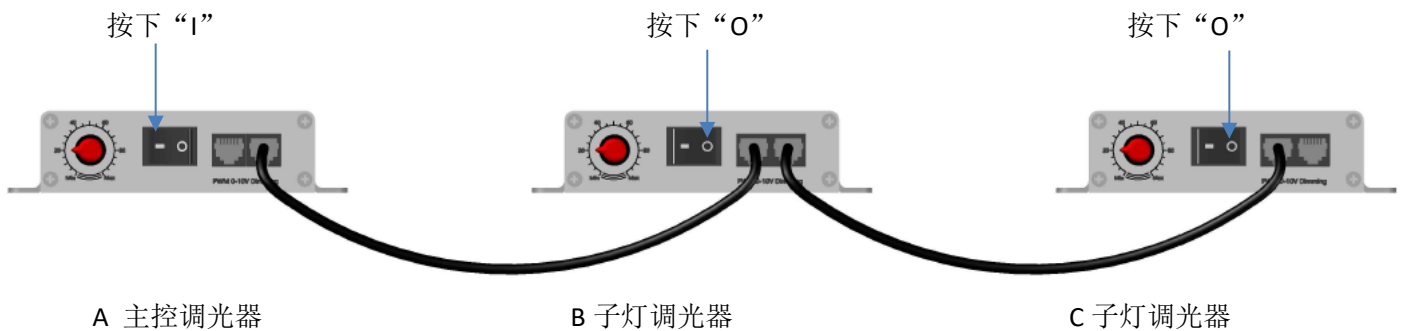
● 单灯调光



- 1, 打开灯开关（按下“1”）
- 2, 打开调光开关（按下“1”）
- 3, 旋钮调整光照强度

注意，按下调光开关“0”为外接信号调光，本地灯开关和调光旋钮无效！

● 群控调光



- 1, 主灯调光开关按下“1”本机调光端
- 2, 子灯调光开关按下“0”外接信号端
- 3, 主灯灯开关控制全部灯的开关
- 4, 主灯调光旋钮，控制全部的灯亮度，标值越大，亮度越高